



Peak Power Solar Charger

Dr. Ralf Schlatterbeck
Open Source Consulting
OSDomotics, IoT Austria

Email: office@runtux.com
Web: <http://www.runtux.com>
Tel. +43/650/621 40 17



Contents

Porting Arduino Charger to Contiki	3
Lead-Acid Battery Charging	4
What is Peak Power Charging?	6
Step-Down Converter Principle	8
Implementation	9
Contiki-OS	10
Resources	11



Porting Arduino Charger to Contiki

- Original project by Tim Nolan
- . . . for Arduino platform
- Unfortunately original project no longer online

Additions

- + Port to Contiki OS for Merkurboard by **OSDomotics**
- + Code rewrite
- + Measurements as CoAP Resources via 6LoWPAN
- + 3.3V design

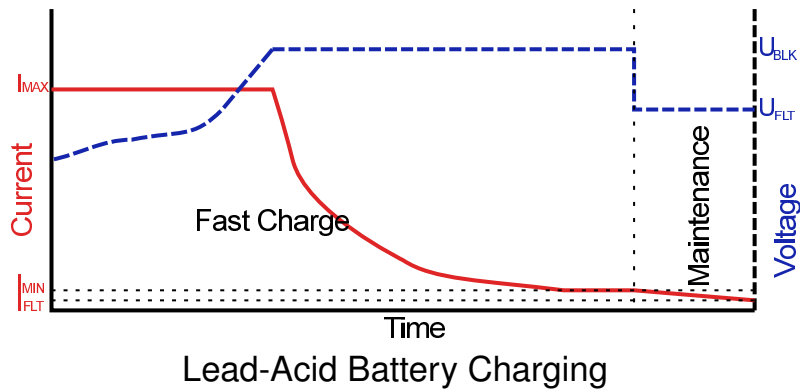


Lead-Acid Battery Charging

- Fast Charge in two phases
 - 1: Constant current (while voltage below U_{BLK})
 - 2: Constant voltage U_{BLK}
- Optional Maintenance Charge (not implemented)
- For photovoltaics I_{MAX} need not be reached
- U_{BLK} , I_{MAX} given by manufacturer datasheet
- I_{MAX} typically 1/10 Capacity in A
- e.g. 1A for a 10Ah battery



Lead-Acid Battery Charging

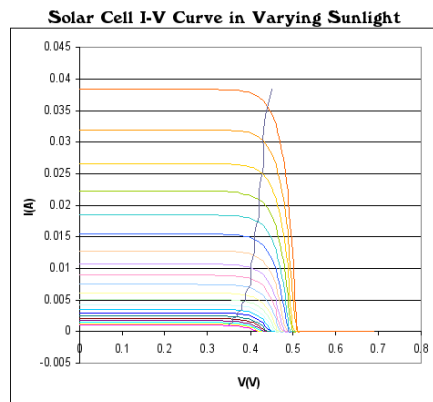


What is Peak Power Charging?

- $P = U * I$, (U in Volt, I in Ampere, P in Watt)
- Photovoltaic Cells
 - ... mainly a *constant current* source
 - ... but not near maximum voltage point
- Lead-Acid Battery maximum current should be above Photovoltaics Module
- Below U_{MAX} we could simply connect the module to the battery
- inefficient
- And we need to limit U (voltage) to U_{MAX}



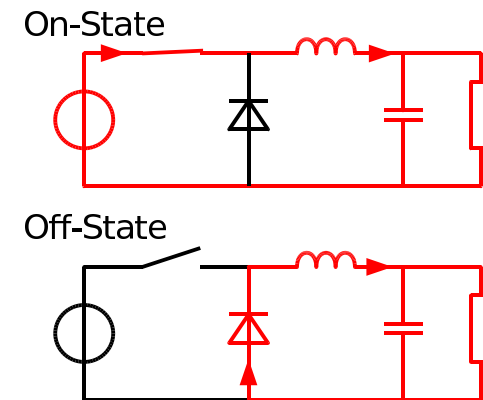
What is Peak Power Charging?



Solar Cell U/I with MPP (© Wikimedia)



Step-Down Converter Principle



Step-Down converter (Buck converter) (© Wikimedia)



Implementation

- For the switch we use MosFETs
- . . . controlled by PWM-signal from microcontroller
- The width of the PWM controls the voltage
- We measure voltage @battery, current, voltage @photovoltaics
- calculate power
- regulate to maximum power
- Other modes for low current, constant voltage, dark/full battery



Contiki-OS

- For microcontrollers
- 6LoWPAN: IPv6 over IEEE 802.15.4 RFC 4944
- Multitasking
- CoAP (Constrained Application Protocol RFC 7252)
- CoAP Resource-Handling
- In our application: U_{SOL} , I , U_{BAT} , power
- . . . available as CoAP resources via IPv6



Resources

Everything available under Open Source Licenses

- Contiki-OS fork for Merkur Board
github.com/osdomotics/osd-contiki
- Solar Charger circuit design and sourcecode
github.com/osdomotics/solar-charger
- Getting started with Merkur Board (german)
wiki.osdomotics.com/doku.php/de:start